

Profit & Loss

Property: Salisbury Quarry HA
Period 11/01/20 - 11/30/20 (cash basis)

INCOME

5027 Interest Income	1.22
TOTAL INCOME	1.22

EXPENSE

5015 Landscaping	2,596.25
5200 Utilities	
5203 Electric	721.17
5200 Total Utilities	721.17
6140 Postage/Copies	14.82
6180 Legal, Professional Fees	1,088.50
6670 Management Fees	477.92
7105 Welcoming Committee	320.16
7120 Pond Maintenance	500.00
TOTAL EXPENSE	5,718.82

NET INCOME	-5,717.60
-------------------	------------------

NET INCOME SUMMARY

Income	1.22
Expense	-5,718.82
Other Income & Expense	0.00
NET INCOME	-5,717.60

Balance Sheet

Property: Salisbury Quarry HA
As Of Monday November 30, 2020 (cash basis)

ASSETS

Bank	
1017 Quarry - Waterford	22,825.07
1043 Quarry - Savings - Waterford	<u>28,735.26</u>
Total Bank	<u>51,560.33</u>

TOTAL ASSETS 51,560.33

LIABILITIES & EQUITY

Equity	
3001 Retained Earnings	20,867.56
3002 Owner's Equity	16,562.15
3003 Net Income/Loss	<u>14,130.62</u>
Total Equity	<u>51,560.33</u>

TOTAL LIABILITIES & EQUITY 51,560.33

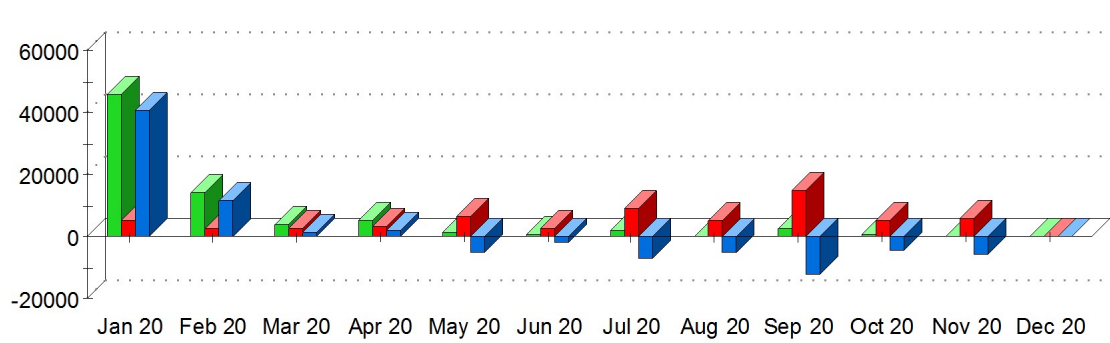
Actual/Budget Fiscal Year Analysis

Properties: Salisbury Quarry HA

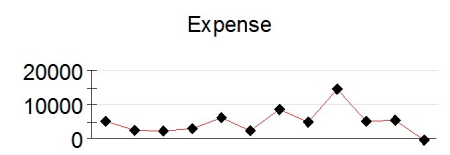
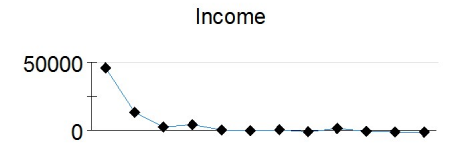
Analysis for Fiscal Year 1/1/2020 - 12/31/2020 (cash basis) as of 11/30/2020

	Actual											Budget	REVISED TOTAL	ORIGINAL BUDGET
	JAN 20	FEB 20	MAR 20	APR 20	MAY 20	JUN 20	JUL 20	AUG 20	SEP 20	OCT 20	NOV 20	DEC 20		
INCOME														
4108 Association Fees	46,000.00	14,250.00	3,750.00	5,375.00	1,411.10	875.00	1,600.00	250.00	1,972.00	750.00	0.00	0.00	76,233.10	75,500.00
4205 Cost Recovery	0.00	0.00	0.00	0.00	0.00	0.00	0.00	0.00	600.00	0.00	0.00	0.00	600.00	0.00
5024 Late Charge	0.00	0.00	0.00	0.00	88.90	25.00	35.00	0.00	62.50	25.00	0.00	0.00	236.40	0.00
5027 Interest Income	2.44	2.20	1.73	1.18	1.14	1.26	1.22	1.22	1.18	1.18	1.22	0.00	15.97	0.00
TOTAL INCOME	46,002.44	14,252.20	3,751.73	5,376.18	1,501.14	901.26	1,636.22	251.22	2,635.68	776.18	1.22	0.00	77,085.47	75,500.00
EXPENSE														
5015 Landscaping	1,553.78	1,553.78	1,553.78	0.00	4,900.80	0.00	1,553.78	2,033.78	4,791.28	1,553.78	2,596.25	0.00	22,091.01	19,500.00
5032 Snow Removal	0.00	0.00	0.00	0.00	0.00	0.00	0.00	0.00	0.00	0.00	0.00	0.00	0.00	1,500.00
5100 Repairs & Maintenance	0.00	0.00	0.00	0.00	0.00	0.00	0.00	0.00	0.00	0.00	0.00	0.00	0.00	4,500.00
5160 General Maintenance	75.00	0.00	0.00	0.00	0.00	0.00	0.00	0.00	0.00	0.00	0.00	0.00	75.00	0.00
5200 Utilities														
5201 Water & Sewer	50.35	0.00	0.00	0.00	12.10	393.07	293.39	313.33	433.61	422.31	0.00	0.00	1,918.16	3,500.00
5203 Electric	241.00	241.77	238.29	252.44	270.46	962.56	132.33	806.83	1,570.08	0.00	721.17	0.00	5,436.93	4,600.00
5200 Total Utilities	291.35	241.77	238.29	252.44	282.56	1,355.63	425.72	1,120.16	2,003.69	422.31	721.17	0.00	7,355.09	8,100.00
5400 Misc Expense	0.00	0.00	0.00	0.00	0.00	0.00	0.00	0.00	0.00	0.00	0.00	0.00	0.00	1,200.00
5700 Other Expenses	864.00	0.00	0.00	0.00	0.00	0.00	0.00	0.00	0.00	0.00	0.00	0.00	864.00	0.00
6020 Real Estate Taxes	458.29	0.00	0.00	0.00	0.00	0.00	458.29	0.00	0.00	0.00	0.00	0.00	916.58	1,050.00
6060 Insurance	670.00	0.00	0.00	670.00	0.00	0.00	1,951.00	0.00	0.00	670.00	0.00	0.00	3,961.00	3,965.00
6120 Misc Op/Meet Exp	50.00	0.00	50.00	0.00	0.00	0.00	200.00	50.00	50.00	50.00	0.00	0.00	450.00	600.00
6130 Accounting	0.00	0.00	0.00	200.00	0.00	0.00	0.00	0.00	0.00	0.00	0.00	0.00	200.00	250.00
6140 Postage/Copies	6.84	0.00	227.06	110.18	7.76	8.48	26.92	8.10	15.12	75.73	14.82	0.00	501.01	1,000.00
6145 Mailings and Publication:	0.00	0.00	0.00	0.00	0.00	0.00	0.00	0.00	0.00	0.00	0.00	0.00	0.00	2,500.00
6180 Legal, Professional Fees	912.00	486.50	25.00	611.00	413.10	0.00	0.00	0.00	3,459.00	0.00	1,088.50	0.00	6,995.10	6,500.00
6420 Repl Trees & Shrubs	0.00	0.00	0.00	0.00	0.00	0.00	0.00	0.00	0.00	0.00	0.00	0.00	0.00	7,000.00
6670 Management Fees	477.92	477.92	477.92	477.92	477.92	477.92	477.92	477.92	477.92	477.92	477.92	0.00	5,257.12	5,850.00
7100 Activities Committee	0.00	0.00	0.00	0.00	0.00	0.00	0.00	40.00	0.00	0.00	0.00	0.00	40.00	1,350.00
7105 Welcoming Committee	53.36	106.72	0.00	106.72	0.00	0.00	106.72	0.00	320.16	0.00	320.16	0.00	1,013.84	950.00
7110 Annual Picnic	0.00	0.00	0.00	0.00	0.00	0.00	0.00	0.00	0.00	0.00	0.00	0.00	0.00	2,245.00
7115 Consulting Fee - Websit	0.00	0.00	0.00	0.00	0.00	0.00	0.00	323.85	0.00	0.00	0.00	0.00	323.85	650.00
7120 Pond Maintenance	0.00	0.00	0.00	889.17	312.85	811.73	3,635.00	1,062.50	3,500.00	2,200.00	500.00	0.00	12,911.25	15,500.00
TOTAL EXPENSE	5,412.54	2,866.69	2,572.05	3,317.43	6,394.99	2,653.76	8,835.35	5,116.31	14,617.17	5,449.74	5,718.82	0.00	62,954.85	84,210.00
NET INCOME	40,589.90	11,385.51	1,179.68	2,058.75	-4,893.85	-1,752.50	-7,199.13	-4,865.09	-11,981.49	-4,673.56	-5,717.60	0.00	14,130.62	-8,710.00

	Actual											Budget	REVISED TOTAL	ORIGINAL BUDGET	
	JAN 20	FEB 20	MAR 20	APR 20	MAY 20	JUN 20	JUL 20	AUG 20	SEP 20	OCT 20	NOV 20	DEC 20			
NET INCOME SUMMARY															
Income	46,002.44	14,252.20	3,751.73	5,376.18	1,501.14	901.26	1,636.22	251.22	2,635.68	776.18	1.22	0.00	77,085.47	75,500.00	
Expense	5,412.54	2,866.69	2,572.05	3,317.43	6,394.99	2,653.76	8,835.35	5,116.31	14,617.17	5,449.74	5,718.82	0.00	62,954.85	84,210.00	
Other Income & Expense	0.00	0.00	0.00	0.00	0.00	0.00	0.00	0.00	0.00	0.00	0.00	0.00	0.00	0.00	
NET INCOME	40,589.90	11,385.51	1,179.68	2,058.75	-4,893.85	-1,752.50	-7,199.13	-4,865.09	-11,981.49	-4,673.56	-5,717.60	0.00	14,130.62	-8,710.00	



■ Income
■ Expense
■ Net Income



All Receipts Deposited

Property: Salisbury Quarry HA
Dates from 11/1/2020 to 11/30/2020

<u>Date</u>	<u>Tenant Name</u>	<u>Status</u>	<u>Accno</u>	<u>Prop</u>	<u>Unit</u>	<u>Check No.</u>	<u>Amount</u>
Deposit Number:	Date:	Bank:					
						Subtotal:	<u>0.00</u>
						Grand Total:	0.00

Delinquency (Detail)

Property: Salisbury Quarry HA

As Of Monday November 30, 2020

* indicates a past customer

Customer Name	Account	Unit	Unit Type	Phone	Address	Amount
Salisbury Quarry HA						
Kilgore, III, Clifton	3696	IT-7628	SFH		7628 Indian Town Road	
	01/01/2020	Association Fee			Annual Association Fee	250.00
	06/05/2020	Late Charge			Service charge	12.50
	10/29/2020	Cost Recovery			Lien filing fee	200.00
						<u>462.50</u>
Mandeville, Jamie	1277	LV-2939	SFH		2939 Long View Dr.	
	12/01/2014	Association Fee			Annual Association Fee	200.00
	02/13/2015	Cost Recovery			Lien filing fee	28.00
	12/09/2015	Cost Recovery			2015 lien filing fee	200.00
	01/01/2017	Association Fee			Annual Association Fee	250.00
	01/01/2018	Association Fee			Annual Association Fee	250.00
	04/27/2018	Cost Recovery			2017 lien filing fee	200.00
	11/12/2018	Cost Recovery			2018 lien filing fee	200.00
	01/01/2020	Association Fee			Annual Association Fee	250.00
	01/01/2020	Late Charge			Service charge	66.40
	06/05/2020	Late Charge			Service charge	12.50
	10/29/2020	Cost Recovery			2020 lien filing fee	200.00
						<u>1,856.90</u>
Mattei, Paul & Robin	2598	BB-2906	SFH		2906 Back Bay Drive	
	01/01/2019	Association Fee			Annual Association Fee	250.00
	11/26/2019	Cost Recovery			2019 lien filing fee	200.00
	01/01/2020	Association Fee			Annual Association Fee	250.00
	01/01/2020	Late Charge			Service charge	22.50
	06/05/2020	Late Charge			Service charge	12.50
	10/29/2020	Cost Recovery			2020 lien filing fee	200.00
						<u>935.00</u>
Total delinquent for property:						<u>3,254.40</u>

Report Summary

Customers: 3
 Percent Delinquent: 0.99%
 Delinquent Amount: 3,254.40

Check/Deposit Listing

Quarry - Waterford
 All Transactions
 Bank transactions between 11/01/20 and 11/30/20
 Property: Salisbury Quarry HA

Date	Reference	Information	Cleared	Deposit	Payment
11/03/20		Pro Edge Lawn Care #CKGW1	Y		1,553.78
11/04/20	2473	Toledo Edison	Y		721.17
11/04/20	2472	Malczewski's Lawn Care, LLC	Y		1,042.47
11/11/20	2474	RE/MAX Preferred Associates, Ltd.	Y		477.92
11/18/20	2475	Torres Landscape and Design LLC	Y		500.00
11/20/20	2476	BriCam, Inc.	Y		14.82
11/25/20		Barkan & Robon Ltd. #JKT2C	N		1,088.50
11/27/20		Taste of Toledo #1052620311272014737	Y		320.16

Totals: 0.00 5,718.82

Counts: 0 8

Balance of listed transactions: -5,718.82

Bank Balance Summary

Bank	Balance before 11/1/2020	Balance on 11/30/2020
Quarry - Waterford	28,543.89	22,825.07

Check/Deposit Listing

Quarry - Savings - Waterford
All Transactions
Bank transactions between 11/01/20 and 11/30/20
Properties: Salisbury Quarry HA

<u>Date</u>	<u>Reference</u>	<u>Information</u>	<u>Cleared</u>	<u>Deposit</u>	<u>Payment</u>
11/30/20	D10806		Y	1.22	
				Totals:	0.00
				Counts:	0
				Balance of listed transactions:	1.22

Bank Balance Summary

<u>Bank</u>	<u>Balance before 11/1/2020</u>	<u>Balance on 11/30/2020</u>
Quarry - Savings - Waterford	28,734.04	28,735.26

General Ledger

Property: Salisbury Quarry HA
Detail From 11/1/2020 to 11/30/2020 (cash basis)

Date	Type	Reference	Description	Debit	Credit	Balance
1017 Quarry - Waterford (Bank)						
11/03/2020	CHECK		Pro Edge Lawn Care #CKGW1		1,553.78	26,990.11
11/04/2020	CHECK	2473	Toledo Edison		721.17	26,268.94
11/04/2020	CHECK	2472	Malczewski's Lawn Care, LLC		1,042.47	25,226.47
11/11/2020	CHECK	2474	RE/MAX Preferred Associates, Ltd.		477.92	24,748.55
11/18/2020	CHECK	2475	Torres Landscape and Design LLC		500.00	24,248.55
11/20/2020	CHECK	2476	BriCam, Inc.		14.82	24,233.73
11/25/2020	CHECK		Barkan & Robon Ltd. #JKT2C		1,088.50	23,145.23
11/27/2020	CHECK		Taste of Toledo #1052620311272014737		320.16	22,825.07
Totals for Quarry - Waterford			Beg Bal: 28,543.89 Activity: -5,718.82	0.00	5,718.82	22,825.07
1043 Quarry - Savings - Waterford (Bank)						
11/30/2020	BNKDEP	D10806	Interest Income	1.22		28,734.04
Totals for Quarry - Savings - Waterford			Beg Bal: 28,734.04 Activity: 1.22	1.22	0.00	28,735.26
3002 Owner's Equity (Equity)						
			No activity in the period			16,562.15
Totals for Owner's Equity			Beg Bal: 16,562.15 Activity: 0.00	0.00	0.00	16,562.15
4108 Association Fees (Income)						
			No activity in the period			76,233.10
Totals for Association Fees			Beg Bal: 76,233.10 Activity: 0.00	0.00	0.00	76,233.10
4205 Cost Recovery (Income)						
			No activity in the period			600.00
Totals for Cost Recovery			Beg Bal: 600.00 Activity: 0.00	0.00	0.00	600.00
5024 Late Charge (Income)						
			No activity in the period			236.40
Totals for Late Charge			Beg Bal: 236.40 Activity: 0.00	0.00	0.00	236.40
5027 Interest Income (Income)						
11/30/2020	BNKDEP	D10806	Quarry - Savings - Waterford		1.22	14.75
Totals for Interest Income			Beg Bal: 14.75 Activity: 1.22	0.00	1.22	15.97
5015 Landscaping (Expense)						
11/03/2020	CHECK		Pro Edge Lawn Care IV-11915 Nov. 2020 service	1,553.78		19,494.76
11/04/2020	CHECK	2472	Malczewski's Lawn Care, LLC Wrap 2 pines with lights	1,042.47		21,048.54
Totals for Landscaping			Beg Bal: 19,494.76 Activity: 2,596.25	2,596.25	0.00	22,091.01
5160 General Maintenance (Expense)						
			No activity in the period			75.00
Totals for General Maintenance			Beg Bal: 75.00 Activity: 0.00	0.00	0.00	75.00
5201 Water & Sewer (Expense)						
			No activity in the period			1,918.16
Totals for Water & Sewer			Beg Bal: 1,918.16 Activity: 0.00	0.00	0.00	1,918.16
5203 Electric (Expense)						
			No activity in the period			4,715.76

Date	Type	Reference	Description	Debit	Credit	Balance	
11/04/2020	CHECK	2473	Toledo Edison Sept-Oct bills	721.17		5,436.93	
Totals for Electric			Beg Bal: 4,715.76	Activity: 721.17	721.17	0.00	5,436.93
5700 Other Expenses (Expense)							
			No activity in the period			864.00	
Totals for Other Expenses			Beg Bal: 864.00	Activity: 0.00	0.00	0.00	864.00
6020 Real Estate Taxes (Expense)							
			No activity in the period			916.58	
Totals for Real Estate Taxes			Beg Bal: 916.58	Activity: 0.00	0.00	0.00	916.58
6060 Insurance (Expense)							
			No activity in the period			3,961.00	
Totals for Insurance			Beg Bal: 3,961.00	Activity: 0.00	0.00	0.00	3,961.00
6120 Misc Op/Meet Exp (Expense)							
			No activity in the period			450.00	
Totals for Misc Op/Meet Exp			Beg Bal: 450.00	Activity: 0.00	0.00	0.00	450.00
6130 Accounting (Expense)							
			No activity in the period			200.00	
Totals for Accounting			Beg Bal: 200.00	Activity: 0.00	0.00	0.00	200.00
6140 Postage/Copies (Expense)							
11/20/2020	CHECK	2476	BriCam, Inc. Oct. postage/copies	14.82		486.19	
Totals for Postage/Copies			Beg Bal: 486.19	Activity: 14.82	14.82	0.00	501.01
6180 Legal, Professional Fees (Expense)							
11/25/2020	CHECK		Barkan & Robon Ltd. IV-7033, 8020, 9044	1,088.50		5,906.60	
Totals for Legal, Professional Fees			Beg Bal: 5,906.60	Activity: 1,088.50	1,088.50	0.00	6,995.10
6670 Management Fees (Expense)							
11/11/2020	CHECK	2474	RE/MAX Preferred Associates, Ltd. Oct. mgmt. fee	477.92		4,779.20	
Totals for Management Fees			Beg Bal: 4,779.20	Activity: 477.92	477.92	0.00	5,257.12
7100 Activities Committee (Expense)							
			No activity in the period			40.00	
Totals for Activities Committee			Beg Bal: 40.00	Activity: 0.00	0.00	0.00	40.00
7105 Welcoming Committee (Expense)							
11/27/2020	CHECK		Taste of Toledo 6 gift baskets	320.16		693.68	
Totals for Welcoming Committee			Beg Bal: 693.68	Activity: 320.16	320.16	0.00	1,013.84
7115 Consulting Fee - Website (Expense)							
			No activity in the period			323.85	
Totals for Consulting Fee - Website			Beg Bal: 323.85	Activity: 0.00	0.00	0.00	323.85
7120 Pond Maintenance (Expense)							
11/18/2020	CHECK	2475	Torres Landscape and Design LLC Remove debris aroi	500.00		12,411.25	
Totals for Pond Maintenance			Beg Bal: 12,411.25	Activity: 500.00	500.00	0.00	12,911.25
Totals:				5,720.04	5,720.04		