

Profit & Loss

Property: Salisbury Quarry HA
Period 10/01/21 - 10/31/21 (cash basis)

INCOME

5027 Interest Income	1.14
TOTAL INCOME	1.14

EXPENSE

5015 Landscaping	2,434.38
5200 Utilities	
5201 Water & Sewer	436.14
5203 Electric	621.01
5200 Total Utilities	1,057.15
6060 Insurance	727.00
6120 Misc Op/Meet Exp	50.00
6180 Legal, Professional Fees	1,157.46
6670 Management Fees	477.92
7105 Welcoming Committee	266.80
TOTAL EXPENSE	6,170.71

NET INCOME	-6,169.57
-------------------	------------------

NET INCOME SUMMARY

Income	1.14
Expense	-6,170.71
Other Income & Expense	0.00
NET INCOME	-6,169.57

Balance Sheet

Property: Salisbury Quarry HA
As Of Sunday October 31, 2021 (cash basis)

ASSETS

Bank	
1017 Quarry - Waterford	26,304.17
1043 Quarry - Savings - Waterford	<u>28,748.36</u>
Total Bank	<u>55,052.53</u>

TOTAL ASSETS 55,052.53

LIABILITIES & EQUITY

Equity	
3001 Retained Earnings	33,595.84
3002 Owner's Equity	16,562.15
3003 Net Income/Loss	<u>4,894.54</u>
Total Equity	<u>55,052.53</u>

TOTAL LIABILITIES & EQUITY 55,052.53

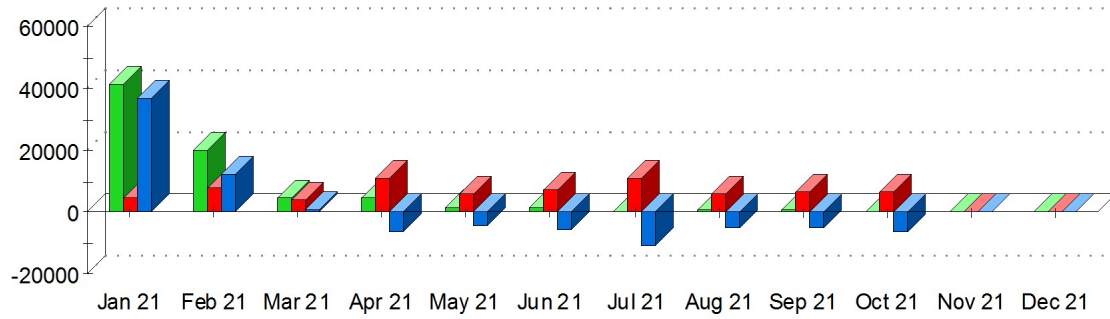
Actual/Budget Fiscal Year Analysis

Properties: Salisbury Quarry HA

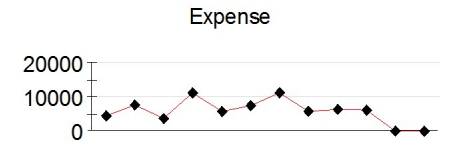
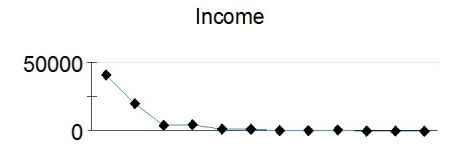
Analysis for Fiscal Year 1/1/2021 - 12/31/2021 (cash basis) as of 10/31/2021

	Actual										Budget		REVISED TOTAL	ORIGINAL BUDGET
	JAN 21	FEB 21	MAR 21	APR 21	MAY 21	JUN 21	JUL 21	AUG 21	SEP 21	OCT 21	NOV 21	DEC 21		
INCOME														
4108 Association Fees	40,966.90	19,750.00	4,250.00	4,750.00	1,500.00	1,252.50	250.00	500.00	750.00	0.00	0.00	0.00	73,969.40	75,500.00
5024 Late Charge	0.00	0.00	0.00	0.00	0.00	25.00	12.50	0.00	37.50	0.00	0.00	0.00	75.00	0.00
5027 Interest Income	1.14	1.10	1.30	1.18	1.10	1.30	1.18	1.26	1.18	1.14	0.00	0.00	11.88	0.00
TOTAL INCOME	40,968.04	19,751.10	4,251.30	4,751.18	1,501.10	1,278.80	263.68	501.26	788.68	1.14	0.00	0.00	74,056.28	75,500.00
EXPENSE														
5015 Landscaping	750.75	3,539.26	1,769.63	1,769.63	1,769.63	1,769.63	4,037.76	2,037.76	1,769.63	2,434.38	0.00	0.00	21,648.06	27,736.00
5032 Snow Removal	0.00	0.00	203.78	0.00	0.00	0.00	0.00	0.00	0.00	0.00	0.00	0.00	203.78	1,500.00
5100 Repairs & Maintenance	0.00	0.00	0.00	0.00	0.00	0.00	0.00	0.00	0.00	0.00	0.00	0.00	0.00	3,800.00
5200 Utilities														
5201 Water & Sewer	159.49	1,166.26	0.00	0.00	21.98	744.15	286.09	295.86	207.48	436.14	0.00	0.00	3,317.45	2,200.00
5203 Electric	325.85	325.43	658.11	0.00	593.34	1,354.01	0.00	651.41	630.80	621.01	0.00	0.00	5,159.96	5,600.00
5200 Total Utilities	485.34	1,491.69	658.11	0.00	615.32	2,098.16	286.09	947.27	838.28	1,057.15	0.00	0.00	8,477.41	7,800.00
5400 Misc Expense	0.00	0.00	0.00	0.00	0.00	0.00	0.00	0.00	0.00	0.00	0.00	0.00	0.00	900.00
5700 Other Expenses	864.00	0.00	0.00	0.00	0.00	0.00	0.00	0.00	0.00	0.00	0.00	0.00	864.00	0.00
6020 Real Estate Taxes	470.78	0.00	0.00	0.00	0.00	0.00	470.78	0.00	0.00	0.00	0.00	0.00	941.56	1,050.00
6060 Insurance	670.00	0.00	0.00	670.00	0.00	0.00	1,275.00	732.00	0.00	727.00	0.00	0.00	4,074.00	3,965.00
6120 Misc Op/Meet Exp	0.00	50.00	100.00	100.00	0.00	50.00	50.00	50.00	50.00	50.00	0.00	0.00	500.00	600.00
6130 Accounting	0.00	0.00	0.00	250.00	0.00	0.00	0.00	0.00	0.00	0.00	0.00	0.00	250.00	1,100.00
6140 Postage/Copies	47.91	103.25	53.80	354.16	93.90	21.22	7.26	0.00	18.92	0.00	0.00	0.00	700.42	600.00
6145 Mailings and Publication:	0.00	0.00	0.00	0.00	0.00	0.00	0.00	0.00	0.00	0.00	0.00	0.00	0.00	2,500.00
6180 Legal, Professional Fees	655.50	1,912.00	0.00	0.00	1,516.30	369.00	3,309.50	0.00	1,037.50	1,157.46	0.00	0.00	9,957.26	17,671.00
6670 Management Fees	477.92	477.92	477.92	477.92	477.92	477.92	477.92	477.92	477.92	477.92	0.00	0.00	4,779.20	5,850.00
7100 Activities Committee	0.00	0.00	0.00	0.00	0.00	0.00	0.00	0.00	0.00	0.00	0.00	0.00	0.00	1,350.00
7105 Welcoming Committee	0.00	0.00	373.52	0.00	0.00	0.00	0.00	0.00	0.00	266.80	0.00	0.00	640.32	1,200.00
7115 Consulting Fee - Websit	0.00	0.00	0.00	0.00	0.00	0.00	0.00	163.87	0.00	0.00	0.00	0.00	163.87	650.00
7120 Pond Maintenance	0.00	0.00	0.00	7,539.09	1,244.10	2,620.33	1,244.10	1,244.10	2,070.14	0.00	0.00	0.00	15,961.86	17,900.00
TOTAL EXPENSE	4,422.20	7,574.12	3,636.76	11,160.80	5,717.17	7,406.26	11,158.41	5,652.92	6,262.39	6,170.71	0.00	0.00	69,161.74	96,172.00
NET INCOME	36,545.84	12,176.98	614.54	-6,409.62	-4,216.07	-6,127.46	-10,894.73	-5,151.66	-5,473.71	-6,169.57	0.00	0.00	4,894.54	-20,672.00

	Actual										Budget		REVISED TOTAL	ORIGINAL BUDGET
	JAN 21	FEB 21	MAR 21	APR 21	MAY 21	JUN 21	JUL 21	AUG 21	SEP 21	OCT 21	NOV 21	DEC 21		
NET INCOME SUMMARY														
Income	40,968.04	19,751.10	4,251.30	4,751.18	1,501.10	1,278.80	263.68	501.26	788.68	1.14	0.00	0.00	74,056.28	75,500.00
Expense	4,422.20	7,574.12	3,636.76	11,160.80	5,717.17	7,406.26	11,158.41	5,652.92	6,262.39	6,170.71	0.00	0.00	69,161.74	96,172.00
Other Income & Expense	0.00	0.00	0.00	0.00	0.00	0.00	0.00	0.00	0.00	0.00	0.00	0.00	0.00	0.00
NET INCOME	36,545.84	12,176.98	614.54	-6,409.62	-4,216.07	-6,127.46	-10,894.73	-5,151.66	-5,473.71	-6,169.57	0.00	0.00	4,894.54	-20,672.00



Income
Expense
Net Income



All Receipts Deposited

Property: Salisbury Quarry HA
Dates from 10/1/2021 to 10/31/2021

<u>Date</u>	<u>Tenant Name</u>	<u>Status</u>	<u>Accno</u>	<u>Prop</u>	<u>Unit</u>	<u>Check No.</u>	<u>Amount</u>
Deposit Number:	Date:	Bank:					
						Subtotal:	<u>0.00</u>
						Grand Total:	0.00

Delinquency (Detail)

Property: Salisbury Quarry HA

As Of Sunday October 31, 2021

* indicates a past customer

Customer Name	Account	Unit	Unit Type	Phone	Address	Amount
Salisbury Quarry HA						
Frisinger, Eric & Alisa	3054	Q-7940	SFH		7940 Quarry Road	
	01/01/2021	Association Fee			Annual Association Fee	250.00
	06/07/2021	Late Charge			Service charge	12.50
						262.50
Kilgore, III, Clifton	3696	IT-7628	SFH		7628 Indian Town Road	
	01/01/2020	Association Fee			Annual Association Fee	250.00
	06/05/2020	Late Charge			Service charge	12.50
	10/29/2020	Cost Recovery			Lien filing fee	200.00
	01/01/2021	Association Fee			Annual Association Fee	250.00
	06/07/2021	Late Charge			Service charge	12.50
						725.00
Mandeville, Jamie	1277	LV-2939	SFH		2939 Long View Dr.	
	12/01/2014	Association Fee			Annual Association Fee	125.00
	02/13/2015	Cost Recovery			Lien filing fee	28.00
	12/09/2015	Cost Recovery			2015 lien filing fee	200.00
	01/01/2017	Association Fee			Annual Association Fee	250.00
	01/01/2018	Association Fee			Annual Association Fee	250.00
	04/27/2018	Cost Recovery			2017 lien filing fee	200.00
	11/12/2018	Cost Recovery			2018 lien filing fee	200.00
	01/01/2020	Association Fee			Annual Association Fee	250.00
	01/01/2020	Late Charge			Service charge	66.40
	06/05/2020	Late Charge			Service charge	12.50
	10/29/2020	Cost Recovery			2020 lien filing fee	200.00
	01/01/2021	Association Fee			Annual Association Fee	250.00
	06/07/2021	Late Charge			Service charge	12.50
						2,044.40
Mattei, Paul & Robin	2598	BB-2906	SFH		2906 Back Bay Drive	
	01/01/2019	Association Fee			Annual Association Fee	250.00
	11/26/2019	Cost Recovery			2019 lien filing fee	200.00
	01/01/2020	Association Fee			Annual Association Fee	250.00
	01/01/2020	Late Charge			Service charge	22.50
	06/05/2020	Late Charge			Service charge	12.50
	10/29/2020	Cost Recovery			2020 lien filing fee	200.00
	01/01/2021	Association Fee			Annual Association Fee	250.00
	06/07/2021	Late Charge			Service charge	12.50
						1,197.50
McCallum, Jermaine & Lad	3619	PC-7649	SFH		7649 Pebble Creek Drive	
	01/01/2021	Association Fee			Annual Association Fee	250.00
	06/07/2021	Late Charge			Service charge	12.50
						262.50
Total delinquent for property:						4,491.90

Report Summary

Customers: 5
 Percent Delinquent: 1.65%
 Delinquent Amount: 4,491.90

Check/Deposit Listing

Quarry - Savings - Waterford
All Transactions
Bank transactions between 10/01/21 and 10/31/21
Properties: Salisbury Quarry HA

<u>Date</u>	<u>Reference</u>	<u>Information</u>	<u>Cleared</u>	<u>Deposit</u>	<u>Payment</u>
10/29/21	D11855		Y	1.14	
				Totals:	0.00
				Counts:	0
				Balance of listed transactions:	1.14

Bank Balance Summary

<u>Bank</u>	<u>Balance before 10/1/2021</u>	<u>Balance on 10/31/2021</u>
Quarry - Savings - Waterford	28,747.22	28,748.36

General Ledger

Property: Salisbury Quarry HA
Detail From 10/1/2021 to 10/31/2021 (cash basis)

Date	Type	Reference	Description	Debit	Credit	Balance	
1017 Quarry - Waterford	(Bank)					32,474.88	
10/01/2021	CHECK	2519	Toledo Edison		621.01	31,853.87	
10/04/2021	CHECK		Monclova Community Center #17CK5		50.00	31,803.87	
10/04/2021	CHECK		City of Toledo #B830K		436.14	31,367.73	
10/05/2021	CHECK		Pro Edge Lawn Care #32NB4		1,769.63	29,598.10	
10/05/2021	CHECK		Pro Edge Lawn Care #FY57X		396.62	29,201.48	
10/06/2021	CHECK		The Cincinnati Insurance Company #1979189970		727.00	28,474.48	
10/08/2021	CHECK	2520	RE/MAX Preferred Associates, Ltd.		477.92	27,996.56	
10/15/2021	CHECK		Barkan & Robon Ltd. #D78YF		1,157.46	26,839.10	
10/15/2021	CHECK		Pro Edge Lawn Care #D8HX8		268.13	26,570.97	
10/25/2021	CHECK		Taste of Toledo #1052620310252119459		266.80	26,304.17	
Totals for Quarry - Waterford			Beg Bal: 32,474.88	Activity: -6,170.71	0.00	6,170.71	26,304.17
1043 Quarry - Savings - Waterford	(Bank)					28,747.22	
10/29/2021	BNKDEP	D11855	Interest Income	1.14		28,748.36	
Totals for Quarry - Savings - Waterford			Beg Bal: 28,747.22	Activity: 1.14	1.14	0.00	28,748.36
3002 Owner's Equity	(Equity)					16,562.15	
			No activity in the period			16,562.15	
Totals for Owner's Equity			Beg Bal: 16,562.15	Activity: 0.00	0.00	0.00	16,562.15
4108 Association Fees	(Income)					73,969.40	
			No activity in the period			73,969.40	
Totals for Association Fees			Beg Bal: 73,969.40	Activity: 0.00	0.00	0.00	73,969.40
5024 Late Charge	(Income)					75.00	
10/19/2021	CHPAID		Louisville Title Ag Q-7960 Alloc to 'LC' Ch date: 6/7/2		12.50	87.50	
10/19/2021	CSTCRD	1499	Louisville Title Ag Q-7960 Type: LC	12.50		75.00	
Totals for Late Charge			Beg Bal: 75.00	Activity: 0.00	12.50	12.50	75.00
5027 Interest Income	(Income)					10.74	
10/29/2021	BNKDEP	D11855	Quarry - Savings - Waterford		1.14	11.88	
Totals for Interest Income			Beg Bal: 10.74	Activity: 1.14	0.00	1.14	11.88
5015 Landscaping	(Expense)					19,213.68	
10/05/2021	CHECK		Pro Edge Lawn Care Oct. service	1,769.63		20,983.31	
10/05/2021	CHECK		Pro Edge Lawn Care Repair irrigation at guard house	396.62		21,379.93	
10/15/2021	CHECK		Pro Edge Lawn Care Spray Boxwood	268.13		21,648.06	
Totals for Landscaping			Beg Bal: 19,213.68	Activity: 2,434.38	2,434.38	0.00	21,648.06
5032 Snow Removal	(Expense)					203.78	
			No activity in the period			203.78	
Totals for Snow Removal			Beg Bal: 203.78	Activity: 0.00	0.00	0.00	203.78
5201 Water & Sewer	(Expense)					2,881.31	
10/04/2021	CHECK		City of Toledo 8/13/21 - 9/17/21 A	436.14		3,317.45	
Totals for Water & Sewer			Beg Bal: 2,881.31	Activity: 436.14	436.14	0.00	3,317.45
5203 Electric	(Expense)					4,538.95	
10/01/2021	CHECK	2519	Toledo Edison Aug-Sept bills	621.01		5,159.96	

<u>Date</u>	<u>Type</u>	<u>Reference</u>	<u>Description</u>	<u>Debit</u>	<u>Credit</u>	<u>Balance</u>	
Totals for Electric			Beg Bal: 4,538.95	Activity: 621.01	621.01	0.00	5,159.96
5700 Other Expenses	(Expense)		No activity in the period			864.00	864.00
Totals for Other Expenses			Beg Bal: 864.00	Activity: 0.00	0.00	0.00	864.00
6020 Real Estate Taxes	(Expense)		No activity in the period			941.56	941.56
Totals for Real Estate Taxes			Beg Bal: 941.56	Activity: 0.00	0.00	0.00	941.56
6060 Insurance	(Expense)					3,347.00	3,347.00
10/06/2021	CHECK		The Cincinnati Insurance Company Insurance Premiurr	727.00		4,074.00	4,074.00
Totals for Insurance			Beg Bal: 3,347.00	Activity: 727.00	727.00	0.00	4,074.00
6120 Misc Op/Meet Exp	(Expense)					450.00	450.00
10/04/2021	CHECK		Monclova Community Center Oct. meeting rental	50.00		500.00	500.00
Totals for Misc Op/Meet Exp			Beg Bal: 450.00	Activity: 50.00	50.00	0.00	500.00
6130 Accounting	(Expense)					250.00	250.00
			No activity in the period			250.00	250.00
Totals for Accounting			Beg Bal: 250.00	Activity: 0.00	0.00	0.00	250.00
6140 Postage/Copies	(Expense)					700.42	700.42
			No activity in the period			700.42	700.42
Totals for Postage/Copies			Beg Bal: 700.42	Activity: 0.00	0.00	0.00	700.42
6180 Legal, Professional Fees	(Expense)					8,799.80	8,799.80
10/15/2021	CHECK		Barkan & Robon Ltd. IV-7029	1,157.46		9,957.26	9,957.26
Totals for Legal, Professional Fees			Beg Bal: 8,799.80	Activity: 1,157.46	1,157.46	0.00	9,957.26
6670 Management Fees	(Expense)					4,301.28	4,301.28
10/08/2021	CHECK	2520	RE/MAX Preferred Associates, Ltd. Sept. mgmt. fee	477.92		4,779.20	4,779.20
Totals for Management Fees			Beg Bal: 4,301.28	Activity: 477.92	477.92	0.00	4,779.20
7105 Welcoming Committee	(Expense)					373.52	373.52
10/25/2021	CHECK		Taste of Toledo 5 gift baskets	266.80		640.32	640.32
Totals for Welcoming Committee			Beg Bal: 373.52	Activity: 266.80	266.80	0.00	640.32
7115 Consulting Fee - Website	(Expense)					163.87	163.87
			No activity in the period			163.87	163.87
Totals for Consulting Fee - Website			Beg Bal: 163.87	Activity: 0.00	0.00	0.00	163.87
7120 Pond Maintenance	(Expense)					15,961.86	15,961.86
			No activity in the period			15,961.86	15,961.86
Totals for Pond Maintenance			Beg Bal: 15,961.86	Activity: 0.00	0.00	0.00	15,961.86
				Totals:	6,184.35	6,184.35	