

Profit & Loss

Property: Salisbury Quarry HA
09/01/23 - 09/30/23 (cash basis)

	<u>Amount</u>
INCOME	
4108 Association Fees	342.00
4205 Cost Recovery	53.00
5024 Late Charge	14.75
5027 Interest Income	12.64
TOTAL INCOME	422.39
EXPENSE	
5015 Landscaping	2,574.55
5200 Utilities	
5203 Electric	675.25
5200 Total Utilities	675.25
6140 Postage/Copies	42.18
6670 Management Fees	477.92
7120 Pond Maintenance	500.00
TOTAL EXPENSE	4,269.90
NET INCOME	-3,847.51

NET INCOME SUMMARY

Income	422.39
Expense	-4,269.90
NET INCOME	-3,847.51

Balance Sheet

Property: Salisbury Quarry HA
As of 09/30/23 (cash basis)

ASSETS

Bank	
1017 Quarry - Waterford	34,859.82
1043 Quarry - Savings - Waterford	28,939.24
Total Bank	<u>63,799.06</u>

TOTAL ASSETS

63,799.06

LIABILITIES & EQUITY

Equity

3001 Retained Earnings	20,393.92
3002 Owner's Equity	16,562.15
3003 Net Income/Loss	26,842.99

Total Equity 63,799.06

TOTAL LIABILITIES & EQUITY

63,799.06

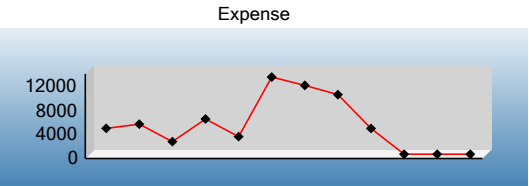
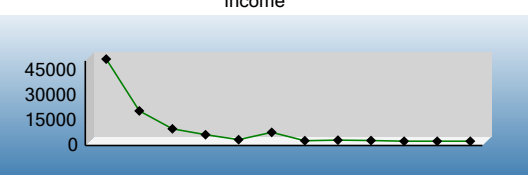
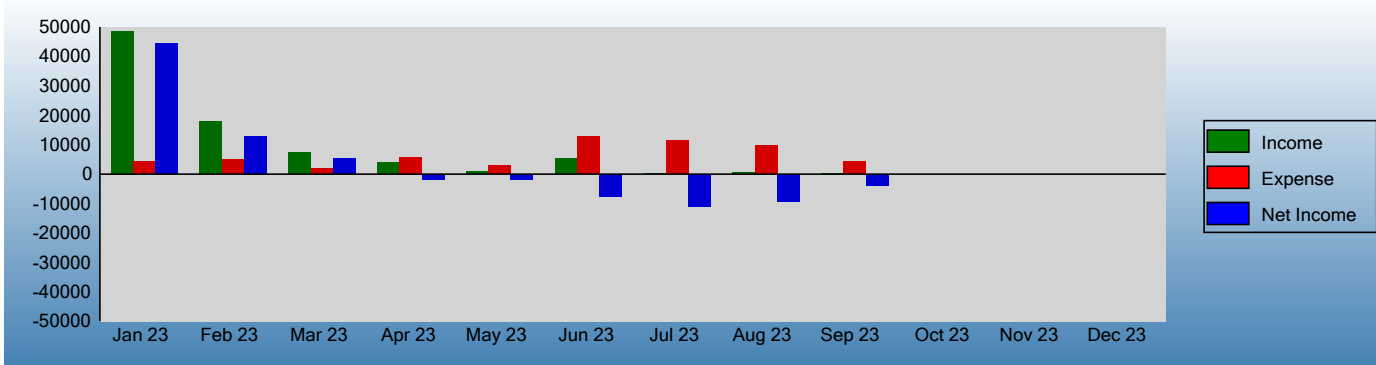
Actual/Budget Fiscal Year Analysis

Property: Salisbury Quarry HA

Analysis for Fiscal Year 01/01/23 - 12/31/23 (cash basis) as of As of 09/30/23

	Actual										Budget		REVISED TOTAL	ORIGINAL BUDGET
	JAN 23	FEB 23	MAR 23	APR 23	MAY 23	JUN 23	JUL 23	AUG 23	SEP 23	OCT 23	NOV 23	DEC 23		
INCOME														
4108 Association Fees	48,597.95	17,942.05	7,178.00	3,745.00	885.00	5,060.00	295.00	515.00	342.00	0.00	0.00	0.00	84,560.00	88,500.00
4205 Cost Recovery	0.00	0.00	147.00	100.00	0.00	0.00	0.00	100.00	53.00	0.00	0.00	0.00	400.00	0.00
5024 Late Charge	0.00	0.00	0.00	0.00	14.75	164.50	14.75	0.00	14.75	0.00	0.00	0.00	208.75	0.00
5027 Interest Income	13.90	12.16	13.55	13.28	15.66	13.89	13.50	13.51	12.64	0.00	0.00	0.00	122.09	0.00
TOTAL INCOME	48,611.85	17,954.21	7,338.55	3,858.28	915.41	5,238.39	323.25	628.51	422.39	0.00	0.00	0.00	85,290.84	88,500.00
EXPENSE														
5015 Landscaping	0.00	0.00	0.00	4,083.05	1,121.55	172.40	7,939.15	3,405.35	2,574.55	0.00	0.00	0.00	19,296.05	30,386.00
5032 Snow Removal	161.63	220.89	107.75	0.00	0.00	0.00	0.00	0.00	0.00	0.00	0.00	0.00	490.27	1,500.00
5100 Repairs & Maintenance	0.00	0.00	400.83	0.00	0.00	0.00	0.00	0.00	0.00	0.00	0.00	0.00	400.83	3,400.00
5200 Utilities														
5201 Water & Sewer	0.00	120.85	0.00	23.92	28.49	0.00	396.39	0.00	0.00	0.00	0.00	0.00	569.65	2,800.00
5203 Electric	269.78	260.29	730.37	0.00	722.35	1,361.18	0.00	732.73	675.25	0.00	0.00	0.00	4,751.95	5,900.00
5200 Total Utilities	269.78	381.14	730.37	23.92	750.84	1,361.18	396.39	732.73	675.25	0.00	0.00	0.00	5,321.60	8,700.00
5400 Misc Expense	0.00	0.00	0.00	0.00	0.00	0.00	0.00	0.00	0.00	0.00	0.00	0.00	0.00	900.00
5435 Bank Charges	35.47	0.00	0.00	0.00	0.00	0.00	0.00	0.00	0.00	0.00	0.00	0.00	35.47	0.00
5700 Other Expenses	1,728.00	0.00	-864.00	0.00	0.00	0.00	0.00	0.00	0.00	0.00	0.00	0.00	864.00	0.00
6013 Improvements - Landsc	0.00	0.00	0.00	0.00	0.00	0.00	0.00	0.00	0.00	0.00	0.00	0.00	0.00	8,000.00
6020 Real Estate Taxes	518.85	0.00	0.00	0.00	0.00	0.00	518.85	0.00	0.00	0.00	0.00	0.00	1,037.70	1,100.00
6060 Insurance	727.00	0.00	0.00	727.00	0.00	0.00	2,052.00	0.00	0.00	0.00	0.00	0.00	3,506.00	4,250.00
6120 Misc Op/Meet Exp	50.00	50.00	100.00	50.00	0.00	100.00	0.00	50.00	0.00	0.00	0.00	0.00	400.00	600.00
6130 Accounting	0.00	0.00	0.00	250.00	0.00	0.00	0.00	0.00	0.00	0.00	0.00	0.00	250.00	250.00
6140 Postage/Copies	318.64	0.00	22.42	0.00	19.61	274.72	21.08	437.63	42.18	0.00	0.00	0.00	1,136.28	1,200.00
6145 Mailings and Publicati	0.00	0.00	0.00	0.00	0.00	0.00	0.00	0.00	0.00	0.00	0.00	0.00	0.00	500.00
6180 Legal, Professional Fee	0.00	3,850.00	0.00	225.00	50.00	1,208.00	0.00	0.00	0.00	0.00	0.00	0.00	5,333.00	11,260.00
6670 Management Fees	477.92	477.92	477.92	477.92	477.92	477.92	477.92	477.92	477.92	0.00	0.00	0.00	4,301.28	5,850.00
7105 Welcoming Committee	0.00	0.00	0.00	0.00	0.00	234.80	0.00	0.00	0.00	0.00	0.00	0.00	234.80	650.00
7110 Annual Picnic	0.00	0.00	0.00	0.00	0.00	1,497.72	0.00	4,581.81	0.00	0.00	0.00	0.00	6,079.53	0.00
7115 Consulting Fee - Websit	0.00	0.00	0.00	0.00	0.00	0.00	0.00	187.87	0.00	0.00	0.00	0.00	187.87	368.00
7120 Pond Maintenance	0.00	0.00	1,115.21	0.00	500.00	7,457.96	0.00	0.00	500.00	0.00	0.00	0.00	9,573.17	13,500.00
TOTAL EXPENSE	4,287.29	4,979.95	2,090.50	5,836.89	2,919.92	12,784.70	11,405.39	9,873.31	4,269.90	0.00	0.00	0.00	58,447.85	92,414.00
NET INCOME	44,324.56	12,974.26	5,248.05	-1,978.61	-2,004.51	-7,546.31	-11,082.14	-9,244.80	-3,847.51	0.00	0.00	0.00	26,842.99	-3,914.00

	Actual									Budget		REVISED TOTAL	ORIGINAL BUDGET	
	JAN 23	FEB 23	MAR 23	APR 23	MAY 23	JUN 23	JUL 23	AUG 23	SEP 23	OCT 23	NOV 23			DEC 23
NET INCOME SUMMARY														
Income	48,611.85	17,954.21	7,338.55	3,858.28	915.41	5,238.39	323.25	628.51	422.39	0.00	0.00	0.00	85,290.84	88,500.00
Expense	-4,287.29	-4,979.95	-2,090.50	-5,836.89	-2,919.92	-12,784.70	-11,405.39	-9,873.31	-4,269.90	0.00	0.00	0.00	-58,447.85	-92,414.00
NET INCOME	44,324.56	12,974.26	5,248.05	-1,978.61	-2,004.51	-7,546.31	-11,082.14	-9,244.80	-3,847.51	0.00	0.00	0.00	26,842.99	-3,914.00



All Receipts Deposited

Property: Salisbury Quarry HA
Date Range: 9/1/2023 - 9/30/2023

Date	Tenant	Status	Account Number	Property	Unit	Reference	Amount	
Deposit Number: D15004		Date: 09/13/2023	Bank: Quarry - Waterford					
09/12/2023	Wagy, Joshua & Emily	Current	3642	SQHA	IS-3038	Web Pay CHK	309.75	
Subtotal:							309.75	
Deposit Number: D15080		Date: 09/28/2023	Bank: Quarry - Waterford					
09/25/2023	Mandeville, Jamie	Current	1277	SQHA	LV-2939	Auto Pay VISA	100.00	
Subtotal:							100.00	
Grand Total:							409.75	

Delinquency (Detail)

Property: Salisbury Quarry HA

Current tenants as of 09/30/23

Tenant Name	Acc	Unit	Unit Type	Charge	Date	Amount
Salisbury Quarry HA						
Abele, Kiel	3451	PR-3221	SFH	Association Fee	1/1/23	295.00
				Late Charge	5/18/23	14.75
						309.75
Bandelaria, Alexander & Emma	1357	PR-3241	SFH	Late Charge	5/18/23	14.75
						14.75
Barrow, Jr., William	1301	IW-3050	SFH	Association Fee	1/1/23	120.00
				Late Charge	5/18/23	14.75
						134.75
Bell, Marlene	1346	M-3225	SFH	Association Fee	1/1/23	295.00
				Late Charge	5/18/23	14.75
						309.75
Biekert, William	2686	Q-3205	SFH	Association Fee	1/1/23	295.00
				Late Charge	5/18/23	14.75
						309.75
Burney, Calvin & Tashlia	3864	SQ-3221	SFH	Association Fee	1/1/23	45.00
				Late Charge	5/18/23	2.25
						47.25
Davis, Ivory	1472	L-7724	SFH	Late Charge	5/18/23	14.75
						14.75
Distefano, Michael & Christina	4077	BB-2932	SFH	Association Fee	1/1/23	295.00
				Late Charge	5/18/23	14.75
						309.75
Doyle, William & Danielle	2389	IW-3024	SFH	Association Fee	1/1/23	45.00
				Late Charge	5/18/23	2.25
						47.25
Elliott, John & Christine	1355	M-3237	SFH	Association Fee	1/1/23	295.00
				Late Charge	5/18/23	14.75
						309.75
Eward (Stieben), Leigh Anne	1439	SH-7702	SFH	Association Fee	1/1/22	250.00
				Late Charge	5/13/22	12.50
				Cost Recovery	11/14/22	200.00
				Association Fee	1/1/23	295.00
						772.25
Frisinger, Eric & Alisa	3054	Q-7940	SFH	Late Charge	6/7/21	12.50
				Cost Recovery	11/19/21	200.00
				Late Charge	5/13/22	12.50
				Association Fee	1/1/23	45.00
						272.25
Jones, James & Joan	1535	BB-2854	SFH	Late Charge	5/18/23	14.75
						14.75
Kaczala, Zachary	2115	LV-2765	SFH	Late Charge	5/18/23	14.75
						14.75
Keller, Gerald & Joye	3686	L-7663	SFH	Late Charge	5/18/23	14.75
						14.75
Kilgore, III, Clifton	3696	IT-7628	SFH	Late Charge	6/5/20	12.50
				Cost Recovery	10/29/20	200.00
				Association Fee	1/1/21	250.00
				Late Charge	6/7/21	12.50
				Cost Recovery	11/19/21	200.00
				Association Fee	1/1/22	250.00
						772.25
				Late Charge	5/13/22	12.50
						12.50
				Association Fee	1/1/23	295.00
				Late Charge	5/18/23	14.75
						309.75

Tenant Name	Acc	Unit	Unit Type	Charge	Date	Amount
						1,247.25
Lewis, Godfrey & Abigail	3372	BB-2855	SFH	Association Fee	1/1/23	295.00
				Late Charge	5/18/23	14.75
						309.75
Louisville Title Agency NW Ohio	1499	Q-7960	SFH	Late Charge	5/18/23	14.75
						14.75
Mandeville, Jamie	1277	LV-2939	SFH	Association Fee	1/1/20	203.00
				Late Charge	1/1/20	66.40
				Late Charge	6/5/20	12.50
				Cost Recovery	10/29/20	200.00
				Association Fee	1/1/21	250.00
				Late Charge	6/7/21	12.50
				Cost Recovery	11/19/21	200.00
				Association Fee	1/1/22	250.00
				Association Fee	1/1/23	295.00
						1,489.40
Mattei, Paul & Robin	2598	BB-2906	SFH	Association Fee	1/1/19	250.00
				Cost Recovery	11/26/19	200.00
				Association Fee	1/1/20	250.00
				Late Charge	1/1/20	22.50
				Late Charge	6/5/20	12.50
				Cost Recovery	10/29/20	200.00
				Association Fee	1/1/21	250.00
				Late Charge	6/7/21	12.50
				Cost Recovery	11/19/21	200.00
				Association Fee	1/1/22	250.00
				Late Charge	5/13/22	12.50
				Cost Recovery	11/14/22	200.00
				Association Fee	1/1/23	295.00
				Late Charge	5/18/23	14.75
						2,169.75
McKnight, Richard & Josephine	1369	PR-3261	SFH	Late Charge	5/18/23	2.25
						2.25
Murry, Sr., Earl	1364	PR-3254	SFH	Association Fee	1/1/23	45.00
				Late Charge	5/18/23	2.25
						47.25
Nti-Addae, Akwasi & Erin	3858	SR-7647	SFH	Association Fee	1/1/23	5.00
				Late Charge	5/18/23	0.25
						5.25
Palicki, Sebastian & Kylee	2696	PL-7639	SFH	Association Fee	1/1/23	295.00
				Late Charge	5/18/23	14.75
						309.75
Roumaya, Johnathan	3056	Q-2940	SFH	Association Fee	1/1/23	295.00
				Late Charge	5/18/23	14.75
						309.75
Steele, Jr., Earney	2685	IT-7668	SFH	Association Fee	1/1/23	295.00
				Late Charge	5/18/23	14.75
						309.75
Stierwalt, Dawn	1262	Q-3016	SFH	Association Fee	1/1/23	45.00
				Late Charge	5/18/23	2.25
						47.25
Swift, Benjamin & Bethany	1689	IS-7632	SFH	Late Charge	5/18/23	14.75
						14.75
Taylor, Corey	1817	SR-7728	SFH	Association Fee	1/1/22	250.00
				Late Charge	5/13/22	12.50
				Cost Recovery	11/14/22	200.00
				Association Fee	1/1/23	295.00
				Late Charge	5/18/23	14.75
						772.25
Walsh, Jimmie & Gail	1398	PL-7648	SFH	Association Fee	1/1/22	250.00
				Late Charge	5/13/22	12.50

Tenant Name	Acc	Unit	Unit Type	Charge	Date	Amount
				Cost Recovery	11/14/22	200.00
				Association Fee	1/1/23	295.00
				Late Charge	5/18/23	14.75
						772.25

Total Delinquent for Property: 10,717.65

Report Summary

Detail	Value
Tenants:	30
Percent Delinquent:	9.90%
Delinquent Amount:	10,717.65

Check / Deposit Listing

Property: Salisbury Quarry HA
 Quarry - Waterford
 All Transactions
 Date Range: 09/01/23 - 09/30/23

Date	Reference	Information	Check Comment	Cleared	Deposit	Payment
Quarry - Waterford						
9/1/23	AV83	Torres Landscape and Design LLC	Service date - 8/11/23	Y		500.00
9/6/23	2620	Toledo Edison		Y		675.25
9/6/23	2622	BriCam, Inc.		Y		7.41
9/12/23	2621	RE/MAX Preferred Associates, Ltd.		Y		477.92
9/13/23	D15004	ePay Provider Deposit: Quarry - Waterfo		Y	309.75	
9/21/23	AV84	Northwest Lawn & Landscape	Inv #150460	Y		2,574.55
9/27/23	2623	BriCam, Inc.		Y		34.77
9/28/23	D15080	ePay Provider Deposit: Quarry - Waterfo		Y	100.00	

Totals of Deposits/Payments for Bank 409.75 4,269.90

Totals:	409.75	4,269.90
Counts:	2	6
Balance of listed transactions:		-3,860.15

Bank Balance Summary

Bank	Balance before 9/1/2023	Balance on 9/30/2023
Quarry - Waterford	38,719.97	34,859.82

Check / Deposit Listing

Property: Salisbury Quarry HA
 Quarry - Savings - Waterford
 All Transactions
 Date Range: 09/01/23 - 09/30/23

Date	Reference	Information	Check Comment	Cleared	Deposit	Payment
Quarry - Savings - Waterford						
9/29/23	D15135			Y	12.64	

Totals of Deposits/Payments for Bank

12.64 0.00

Totals:	12.64	0.00
Counts:	1	0
Balance of listed transactions:		12.64

Bank Balance Summary

Bank	Balance before 9/1/2023	Balance on 9/30/2023
Quarry - Savings - Waterford	28,926.60	28,939.24

General Ledger

Property: Salisbury Quarry HA
Detail 09/01/23 - 09/30/23 (cash basis)

Date	Type	Reference	Description	Debit	Credit	Balance	
1017 Quarry - Waterford (Bank)						38,719.97	
09/01/23	CHECK	AV83	Torres Landscape and Design LLC: Service date - 8/11/23		500.00	38,219.97	
09/06/23	CHECK	2620	Toledo Edison		675.25	37,544.72	
09/06/23	CHECK	2622	BriCam, Inc.		7.41	37,537.31	
09/12/23	CHECK	2621	RE/MAX Preferred Associates, Ltd.		477.92	37,059.39	
09/13/23	BNKDEP	D15004	ePay Provider Deposit: Quarry - Waterford	309.75		37,369.14	
09/21/23	CHECK	AV84	Northwest Lawn & Landscape: Inv #150460		2,574.55	34,794.59	
09/27/23	CHECK	2623	BriCam, Inc.		34.77	34,759.82	
09/28/23	BNKDEP	D15080	ePay Provider Deposit: Quarry - Waterford	100.00		34,859.82	
1017 Quarry - Waterford			Beg Bal: 38,719.97	Activity: -3,860.15	409.75	4,269.90	34,859.82
1043 Quarry - Savings - Waterford (Bank)						28,926.60	
09/29/23	BNKDEP	D15135	Interest Income	12.64		28,939.24	
1043 Quarry - Savings - Waterford			Beg Bal: 28,926.60	Activity: 12.64	12.64	0.00	28,939.24
1200 Undeposited Funds (Other Current Asset)						0.00	
09/12/23	CSTPAY	Web Pay CHK	Joshua & Emily W IS-3038 3642	14.75		14.75	
09/12/23	CSTPAY	Web Pay CHK	Joshua & Emily W IS-3038 3642	295.00		309.75	
09/13/23	BNKDEP	D15004	ePay Provider Deposit: Quarry - Waterford		309.75	0.00	
09/25/23	CSTPAY	Auto Pay VISA	Jamie Mandeville LV-2939 1277	47.00		47.00	
09/25/23	CSTPAY	Auto Pay VISA	Jamie Mandeville LV-2939 1277	53.00		100.00	
09/28/23	BNKDEP	D15080	ePay Provider Deposit: Quarry - Waterford		100.00	0.00	
1200 Undeposited Funds			Beg Bal: 0.00	Activity: 0.00	409.75	409.75	0.00
3002 Owner's Equity (Equity)						16,562.15	
No activity in the period						16,562.15	
3002 Owner's Equity			Beg Bal: 16,562.15	Activity: 0.00	0.00	0.00	16,562.15
4108 Association Fees (Income)						84,218.00	
09/12/23	CHPAID	Web Pay CHK	Joshua & Emily W IS-3038 Alloc to 'AF' Ch date: 1/1/2023		295.00	84,513.00	
09/25/23	CHPAID	Auto Pay VISA	Jamie Mandeville LV-2939 Alloc to 'AF' Ch date: 1/1/2020		47.00	84,560.00	
4108 Association Fees			Beg Bal: 84,218.00	Activity: 342.00	0.00	342.00	84,560.00
4205 Cost Recovery (Income)						347.00	
09/25/23	CHPAID	Auto Pay VISA	Jamie Mandeville LV-2939 Alloc to 'CR' Ch date: 11/12/20		53.00	400.00	
4205 Cost Recovery			Beg Bal: 347.00	Activity: 53.00	0.00	53.00	400.00
5024 Late Charge (Income)						194.00	
09/12/23	CHPAID	Web Pay CHK	Joshua & Emily W IS-3038 Alloc to 'LC' Ch date: 5/18/202:		14.75	208.75	
5024 Late Charge			Beg Bal: 194.00	Activity: 14.75	0.00	14.75	208.75
5027 Interest Income (Income)						109.45	
09/29/23	BNKDEP	D15135	Quarry - Savings - Waterford September, 2023 interest		12.64	122.09	
5027 Interest Income			Beg Bal: 109.45	Activity: 12.64	0.00	12.64	122.09
5015 Landscaping (Expense)						16,721.50	
09/21/23	CHKITM	AV84	Northwest Lawn & Landscape: September, 2023 service	2,574.55		19,296.05	
5015 Landscaping			Beg Bal: 16,721.50	Activity: 2,574.55	2,574.55	0.00	19,296.05
5032 Snow Removal (Expense)						490.27	
No activity in the period						490.27	
5032 Snow Removal			Beg Bal: 490.27	Activity: 0.00	0.00	0.00	490.27
5100 Repairs & Maintenance (Expense)						400.83	
No activity in the period						400.83	
5100 Repairs & Maintenance			Beg Bal: 400.83	Activity: 0.00	0.00	0.00	400.83
5201 Water & Sewer (Expense)						569.65	

Date	Type	Reference	Description	Debit	Credit	Balance
			No activity in the period			569.65
5201	Water & Sewer		Beg Bal: 569.65	Activity: 0.00	0.00	569.65
5203	Electric (Expense)					4,076.70
09/06/23	CHKITM	2620	Toledo Edison: July-Aug bills	675.25		4,751.95
5203	Electric		Beg Bal: 4,076.70	Activity: 675.25	675.25	4,751.95
5435	Bank Charges (Expense)					35.47
			No activity in the period			35.47
5435	Bank Charges		Beg Bal: 35.47	Activity: 0.00	0.00	35.47
5700	Other Expenses (Expense)					864.00
			No activity in the period			864.00
5700	Other Expenses		Beg Bal: 864.00	Activity: 0.00	0.00	864.00
6020	Real Estate Taxes (Expense)					1,037.70
			No activity in the period			1,037.70
6020	Real Estate Taxes		Beg Bal: 1,037.70	Activity: 0.00	0.00	1,037.70
6060	Insurance (Expense)					3,506.00
			No activity in the period			3,506.00
6060	Insurance		Beg Bal: 3,506.00	Activity: 0.00	0.00	3,506.00
6120	Misc Op/Meet Exp (Expense)					400.00
			No activity in the period			400.00
6120	Misc Op/Meet Exp		Beg Bal: 400.00	Activity: 0.00	0.00	400.00
6130	Accounting (Expense)					250.00
			No activity in the period			250.00
6130	Accounting		Beg Bal: 250.00	Activity: 0.00	0.00	250.00
6140	Postage/Copies (Expense)					1,094.10
09/06/23	CHKITM	2622	BriCam, Inc.: July postage/copies	7.41		1,101.51
09/27/23	CHKITM	2623	BriCam, Inc.: Aug. postage/copies	34.77		1,136.28
6140	Postage/Copies		Beg Bal: 1,094.10	Activity: 42.18	42.18	1,136.28
6180	Legal, Professional Fees (Expense)					5,333.00
			No activity in the period			5,333.00
6180	Legal, Professional Fees		Beg Bal: 5,333.00	Activity: 0.00	0.00	5,333.00
6670	Management Fees (Expense)					3,823.36
09/12/23	CHKITM	2621	RE/MAX Preferred Associates, Ltd.: Aug. mgmt. fee	477.92		4,301.28
6670	Management Fees		Beg Bal: 3,823.36	Activity: 477.92	477.92	4,301.28
7105	Welcoming Committee (Expense)					234.80
			No activity in the period			234.80
7105	Welcoming Committee		Beg Bal: 234.80	Activity: 0.00	0.00	234.80
7110	Annual Picnic (Expense)					6,079.53
			No activity in the period			6,079.53
7110	Annual Picnic		Beg Bal: 6,079.53	Activity: 0.00	0.00	6,079.53
7115	Consulting Fee - Website (Expense)					187.87
			No activity in the period			187.87
7115	Consulting Fee - Website		Beg Bal: 187.87	Activity: 0.00	0.00	187.87
7120	Pond Maintenance (Expense)					9,073.17
09/01/23	CHKITM	AV83	Torres Landscape and Design LLC: Remove debris around wa	500.00		9,573.17
7120	Pond Maintenance		Beg Bal: 9,073.17	Activity: 500.00	500.00	9,573.17
				Totals:	5,102.04	5,102.04